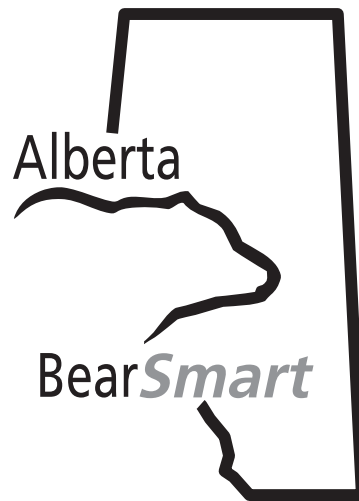




BearSmart

COLOURING & ACTIVITY BOOK




For more information visit BearSmart.alberta.ca

Material for this book was provided by Environment Yukon.
Illustrations by Lorna Bennett.

February 2012

ISBN No. 978-07785-9785-8

Pub No. I/569



**Hi! My name is
Kuma.**

**I'm a Karelian Bear Dog.
I work with Fish & Wildlife
staff to help keep
bears wild and safe.**

Let's all be BearSmart.

Follow Kuma to learn about bears and the rules you should know to be BearSmart.




In Alberta, there are black bears and grizzly bears.



They live in the mountains and forests.




Bears and people like to spend time in the same kinds of places.



But the bears aren't always easy to see.



What do bears like doing?



Mainly eating.

Bears eat most of their food in late summer and fall.

What do people like doing?



Mainly playing.

We enjoy the outdoors in all seasons.



RULE #1
LEARN ABOUT BEARS

Black Bear

no hump



straight nose




short claws



Toe marks are curved

Grizzly Bear

hump



curved nose



long claws

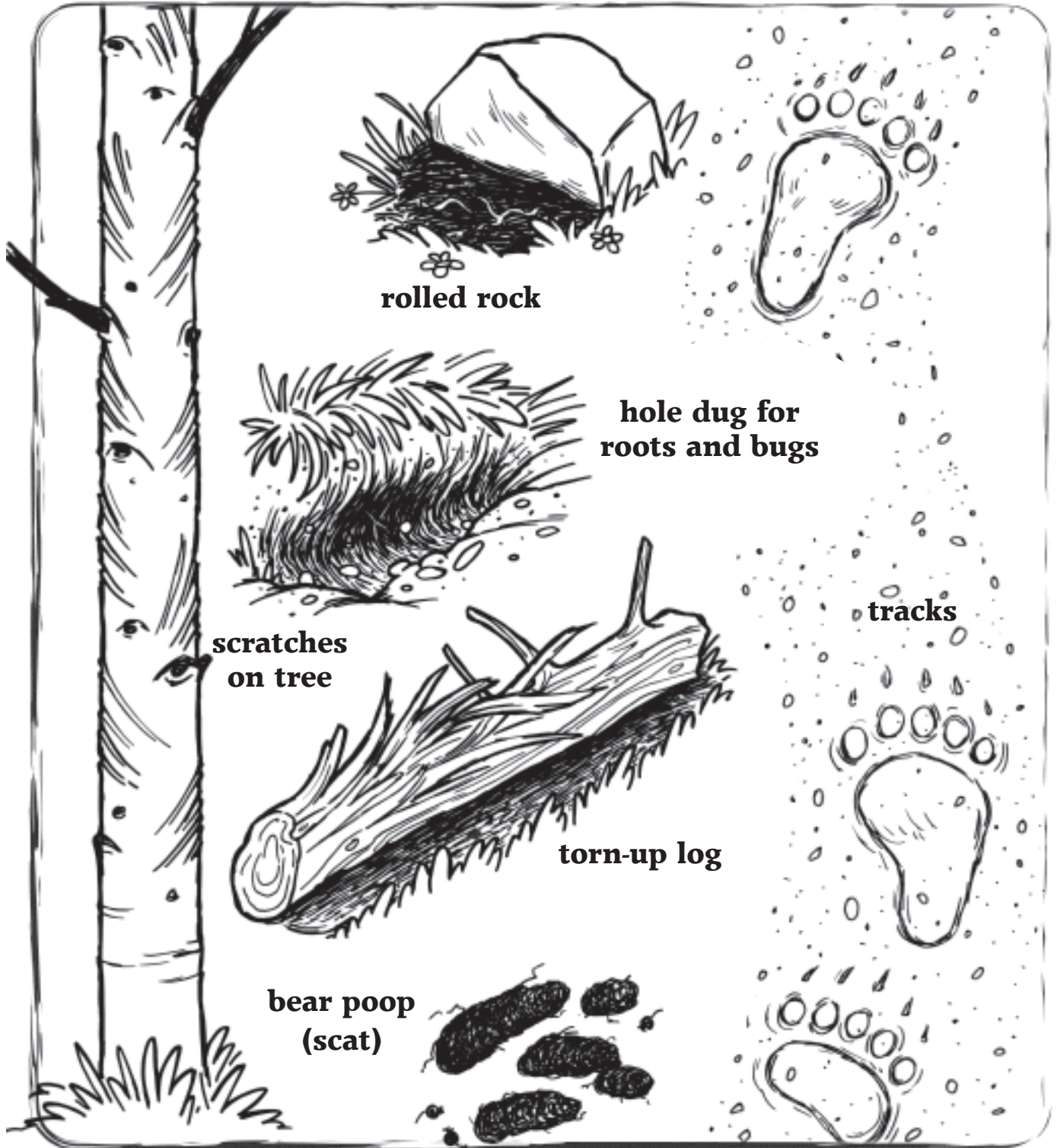


Toe marks are straight

Alberta has two kinds of bears. Can you see how they're different?



A bear was there.




Look for the signs it left behind.





Mother bears get very angry when you get too close to their cubs.





When a bear gets food from people it might come back for more. This can be dangerous for people and bears.



A safe bear is a faraway bear.



Don't try to get close to bears and
never ever feed bears.



Bears don't like surprises, so let them know that you're coming. Be noisy! Stay in groups and between the adults. Dogs should stay on their leashes.



Bears love to eat garbage. When you leave garbage out, you are inviting bears over. Always put garbage in a building or in a garbage can that bears can't open.


Do you smell that?

Bears are always hungry! They want to check out everything with a smell to see if they can eat it. Circle the things that could invite bears over.




ANSWERS: All of these things will invite bears over. Remember to keep them where bears can't get them.






Keep a clean campsite.

In the picture below, circle the 6 things that make it a BearSmart campsite.



ANSWERS: 1) Food is hung from a tree—out of a bear's reach. 2) Tent is set up away from cooking area. 3) Dog is on a leash and not free to run around. 4) Dishes are done. 5) Garbage is picked up. 6) A bear did not come to the clean campsite.

REMEMBER: Don't keep anything with a smell in your tent.



Report bears that hang around people or get into garbage.

Whoa bear

What should you do if you see a bear?

THE BEAR IS FAR AWAY.



Stay close to the people you are with and move slowly towards the closest safe place—like a building or a car.

Don't let anyone leave the group, and never run from a bear—it might chase you.


THE BEAR IS SURPRISED.



The bear may come closer, stand upright to get a better look or circle around you to smell you better.

The bear may talk to you in its language—popping its teeth, huffing or growling. It's telling you to go away.

DON'T RUN AWAY. Move closer to your friends.



THE BEAR IS CHECKING YOU OUT.



Help it understand that you're a human.

Slowly wave your arms and speak to the bear calmly.

Leave slowly, staying close to your friend, always facing the bear.

THE BEAR WON'T LEAVE YOU ALONE.



If you talk to the bear and it still follows you—**DON'T RUN AWAY.**

Stop moving and call for help.

Let's review.

Can you remember the six BearSmart Rules? Look at the pictures and write the BearSmart rules in the lines provided.



The 6 BearSmart Rules.

1. _____

2. _____

3. _____


4. _____

5. _____

6. _____




Put an ✘ where you see trouble and a ✓ where you see something BearSmart.





Your name

is a BearSmart kid!



RECYCLE

